

multiPANEL

the collection

for social housing

The ideal solution for waterproof walls, floors & ceilings.



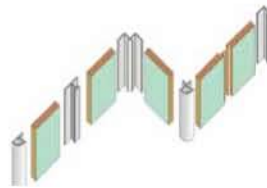


multiPANEL

the luxury alternative to tiling

multiPANEL is a WBP plywood core wall panel bonded with a choice of 30 beautiful laminate finishes. With **multiPANEL** you can create a shower cubicle, kitchen splash-back or broad expanses of beautiful walling in a fraction of the time taken by conventional methods. The panels can be applied to timber battens or directly bonded to the wall using **Grant Westfield PANEL Adhesive**.

“**Hydro-lock Tongue and groove edges on PANELS and jointing strips allow quick and simple installation...**”



Technical Information

- 9mm WBP plywood core
- Bonded with decorative face and white balancer high pressure laminate
- 2400 x 1200 x 11mm (nominal 8' x 4') available from stock
- Panels can be cut to any size
- Allowances to be made for Hydro-Lock T&G panels
- Available in 30 colours

Colour range



Only a few of the 30 available **multiPANEL** decors.

Specifier

“We have been using **multiPANEL** as the standard specification for level access shower adaptations and SHQS bathroom improvements for the last 5 years. The modern designs give the panels an expensive appearance.”

*Stuart Mansell, Property Director
Port of Leith Housing Association*

Installer

“There is no comparison between fitting shower panels and tiles. **multiPANEL** is very clean, quick and easy to install, causing minimal disruption to the tenant. The product is readily available which has helped us out on number of occasions.”

*Andy Boyle, Plumber
Port of Leith Housing Association*

End User

“I had a wide range of colours to choose from, and it has made my bathroom look so much better.”

*Duncan Thompson, Tenant
Bingham Drive, Edinburgh*





tilePANEL

mosaic effects in waterproof panels

Specifier

"My brief was to source an alternative to tiling that was robust, competitively priced and aesthetically acceptable to our tenants. **tilePANEL** ticks all the boxes, and with the range of profiles available, it becomes a very flexible product. We initially used it in shower areas, but are increasingly fitting it round the whole bathroom over the existing tiles, as it is quicker and cheaper than removing them, plastering and re-tiling."

*William Bowes, Site Manager (Contracts)
Home Group (North East)*

Installer

"**tilePANEL** is really easy to cut and fit. This means there is no need for an extra trade on site-saving time and money on every installation."

*Ian Mansfield, Installer
Home Group (North East)*

End User

"It is a very attractive finish which has completely brightened up my bathroom. I just have to wipe it clean and it doesn't go mouldy between the grout lines."

*Elizabeth Hawkswell, Tenant
Newton Hall Estate, Durham*

tilePANEL is the tactile space saving solution for wet areas, allowing you to create an attractive tiled effect quickly and easily. **tilePANEL** is designed with simulated mosaic patterns to give that authentic feel. The panels are manufactured with embossed grout lines that ensure mould free surfaces, with minimal maintenance.

“Installs with ease over existing tiles...”




Technical Information

- **3mm compact grade laminate.**
- **Tactile simulated tile effect**
- **Double sided panels available on two tile sizes**
Mosaic (gloss) 23.5 x 23.5 mm with 3mm grout line
Large (matt) 47 x 47mm with 4 mm grout line
- **2440 x 1220mm (nominal 8' x 4')** available from stock
- **Available in 10 colours with two tile variations**

Colour range



Only a few of the 10 available **tilePANEL** decors -all Mosaic and Large tile size



ceilingPANEL

the light and easy PVC ceiling

WHY USE ? ceilingPANEL

In internal bathrooms with poor ventilation, **ceilingPANEL** eliminates the possibility of damp ceilings, as it is completely impervious to moisture. In addition the panels carry a class one spread of flame fire rating.

Fitting


ceilingPANEL is light and easy to handle, and as it comes in 2700mm lengths which are glued, pinned or stapled to the ceiling or framing, installation takes no more time than painting.

End User

With a range of glossy and matt, and plain, marble and woodgrain finishes available, **ceilingPANEL** provides a stunning finish. Decorative clip-in trims and scotia pelmet profiles add optional distinction.

ceilingPANEL completes the **multiPANEL** collection and, like all other products in the range, is affordable, has low maintenance requirements and turns an otherwise bland area of the room into an impressive feature. **ceilingPANEL** is quick and easy to install and has an opaque face, eliminating tacky transparency.

“ Easy to manage from start to finish...”



Technical Information

- 8mm rigid PVC
- Class 1 surface spread of flame
- 2700 x 250mm tongue and grooved panels
- 2.7m² per pack
- Available in 6 colours

Colour range





twinFLOOR

the floating vinyl floor

Specifier

"My main criteria for flooring was to source a versatile and easily installed floor covering that eliminates the need for a specialist trade. We are now using twinFLOOR in all our bathrooms and kitchens and will continue to use it as a standard specification."

*Graham Sparkes, Building Services Supervisor
London Borough of Greenwich*

Installer

"twinFLOOR is harder wearing than previous vinyls I've installed and is a dream to lay."

*Mark Cassar, Carpenter
London Borough of Greenwich*

End User

"I have a wood grain effect in my bathroom and tiles in my kitchen - they look authentic and are very easy to clean."

*Mr Arif, Tenant
Branham House, Plumstead*

twinFLOOR is a revolutionary waterproof, interlocking vinyl flooring range which allows you to lay an entire room quickly and easily. **twinFLOOR** consists of two layers with an innovative overlapping GlueStrip assembly. With a 0.3mm wear layer, and hard-wearing surface, **twinFLOOR** is the ideal solution for domestic and light commercial waterproof flooring.

Fitting really is as simple as...



Technical Information

- 3.8mm vinyl
- 0.3mm wear layer
- R10 slip resistance
- 2.23m² coverage per pack
- Wood planks supplied in packs of 16 pieces, each 36" x 6" (914 x 152mm)
- Tiles are supplied in packs of 8 pieces, each 36" x 12" (914 x 304mm)

Colour range



Available in 5 wood plank and 5 tile decors.

