

PanelStyle



PVC panelling for walls and ceilings

COVER EVERY SURFACE IN STYLE

PanelStyle

Smart looking PVC that’s easy to fit, easy to **clean** and easy to **maintain**

Give your home the wow factor with smart PVC panels. Choose from various ranges of fabulous contemporary designs and do it in style with PanelStyle. Our PVC wall and ceiling panelling is an attractive, cost effective alternative to tiles, paint or wallpaper. It is 100% waterproof, quick and easy to fit and comes in a range of thicknesses to suit every budget and application – and with so many designs to choose from, it’s the perfect solution for any and every room.



Splashpanel White Marble Matt



Splashpanel Blue Quartz and Proplas White Gloss

CONTENTS

PanelStyle collection	4–5
Splashpanel waterproof wall panelling	6–9
Proplas wall and ceiling panelling	10–13
Proplas tile range	14–17
Technical information & accessories	18

SURROUND
YOURSELF IN

PanelStyle

Superb collections of stylish wall and ceiling panels for every room in your home

**100%
WATERPROOF**
Suitable for wet areas

**COST
EFFECTIVE**
Value alternative to tiling

FAST FIT
Quick, easy fit, no wet trades required

NO HASSLE
Virtually maintenance free

NON POROUS
Non porous and mould free

EASY CLEAN
Hygienic and wipe clean

COVER IT
Can be installed over existing tiling

5 YEARS
Domestic use warranty

FIRE RATED
Tested to BS EN 13501 - 1:2007



splashpanel
waterproof wall panelling

Designed for walls, Splashpanel is a stylish and cost effective alternative to tiles. Panels are 100% waterproof – making them perfect for showers, bathrooms and wetrooms.



proplas
panelling

Fast and easy to fit, with a range of stylish decors to choose from – Proplas panels are ideal for the walls or ceiling of any room. Pick the patterns and textures that suit your style and create the design you're looking for.



proplas
tile range

The Proplas Tile range offers two tile effect wall products with a choice of matt or satin finish, providing all the great looks of traditional tiling without the mess and maintenance – simply perfect!



WELCOME TO WALL TO WALL **Waterproof Style**

The 10mm thick cellular PVC structure of Splashpanel ensures the panels are hardwearing yet lightweight. The 100% waterproof panels create a fashionable and functional wall covering that's ideal for shower enclosures, bathrooms and wetrooms. Smooth and easy to clean, with no grout lines, the Splashpanel hygienic, non-porous surface provides excellent protection against bacteria and stains and is mould resistant too.

















Grey Concrete

DECORS

The 10mm thick panels are 2400mm high and available in both 1000mm and 1200mm widths. They are easy to cut to size and fit by simply bonding to a flat subsurface or timber batten frame for a perfect finish.

Samples can be ordered by emailing orders@abbuildingproducts.co.uk

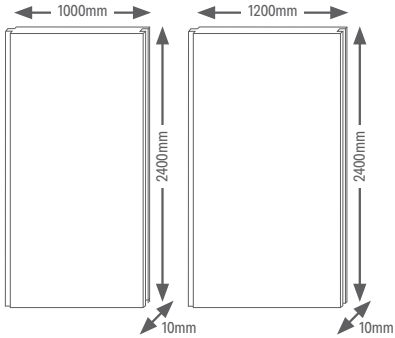
Gloss

			
WHITE GLOSS SPLo8	PEARLESCENT WHITE SPLo5	WHITE CRYSTAL SPLo7	SILVER TWINE SPL13
			
WHITE MARBLE GLOSS SPL20	LIGHT GREY MARBLE SPLo3	SILVER TRAVERTINE SPL10	PERGAMON MARBLE SPLo4
			
SAND MARBLE SPL12	TRAVERTINE SPLo6	BLUE QUARTZ SPL14	GREY QUARTZ SPL15
			
GREY CONCRETE GLOSS SPL18	BLACK CRYSTAL SPLo1		









Splashpanel panel sizes

Please note: 1000mm & 1200mm panels cannot be used together, unless installed with H joint trim.




Matt

			
WHITE MARBLE MATT SPL21	SILVER TRAVERTINE MATT SPL11	TRAVERTINE MATT SPLo9	WEATHERED STONE MATT SPL19
			
METALLIC CONCRETE SPL16	GREY CONCRETE MATT SPL17		



Grey Quartz



Weathered Stone Matt

TRANSFORM EVERY SURFACE IN *Style*

With contemporary designs including sparkles and marbles, plus tactile matt textures and light reflecting high gloss finishes, Proplas creates a stylish look in any setting including bathrooms, kitchens and utility rooms. Proplas panels are ideal for walls and ceilings and can be simply fixed over existing surfaces like tiles or Artex. Note ceiling downlighters are not a problem with Proplas, as the product can withstand up to 60 degrees heat. Renovation and refurbishment made fast and easy.



White Ash Matt



White Matt



White Silver Embedded

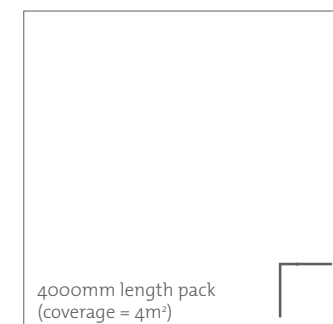


White Embedded

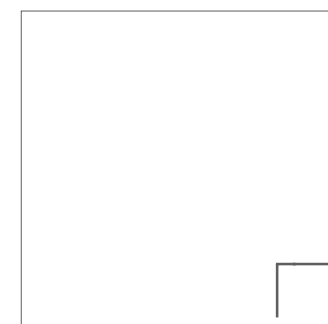
DECORS



└─ Ideal for ceilings and walls



WHITE HIGH GLOSS*
PR01




WHITE MATT
PR09



WHITE ASH MATT
PR02



WHITE WOOD
EMBEDDED* PR12




WHITE EMBEDDED
HIGH GLOSS PR06



WHITE SILVER EMBEDDED
HIGH GLOSS PR04



WHITE SPARKLE HIGH
GLOSS PR03



WHITE MARBLE
PR14



PERGAMON MARBLE
HIGH GLOSS PR05



SOFT GREY MARBLE
HIGH GLOSS PR07

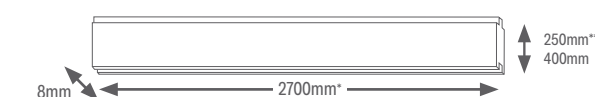


BLACK SPARKLE
HIGH GLOSS PR13



BLACK SILVER
EMBEDDED PR08

Proplas panel sizes



*Available in 4 metre lengths

CREATE A STUNNING LOOK WITH TILE *Style*

All the style of tiles – without the cost, fussy fitting, mess and maintenance. The Proplas tile range is a great value, great looking solution that's quick and easy to install. Ideal in wet and dry areas, it is 100% waterproof and available in two styles with a choice of either matt or satin finish. The surface is warmer than tiles and is durable, hygienic and very easy to clean.

The matt panels combine the latest trends for tactile materials, organic colours and natural stones, offering 5 contemporary matt finish decors, in a choice of widths and tile size, all with a realistic grout line.

The satin panels are wide and feature both a small and large format tile design, available in on-trend grey and rich neutral tones. Each panel has a smooth satin finish with a bevelled edge to mirror the appearance of real tiles.



Stone Graphite & Stone Grey




DECORS


Proplas matt panels are available in two sizes. Small panels measure 8mm thick x 250mm wide x 2800mm long and come in packs of 4 giving coverage of 2.8m². Large panels measure 8mm thick x 400mm wide x 2800mm long and come in packs of 5 giving coverage of 5.6m². Due to the staggered effect of the installed product, the average usable panel coverage is between 2.4m² and 2.6m² for small panels, and between 4.8m² and 5.2m² for large panels.




MATT Samples can be ordered by emailing orders@abbuildingproducts.co.uk



STONE BEIGE
PRT2



STONE GREY
PRT1



STONE GRAPHITE
PRT3



STONE GREY LARGE TILE*
PRT1

*400mm wide panels



STONE GRAPHITE LARGE TILE*
PRT3

*400mm wide panels

Matt panel sizes




Stone Grey Large Tile

Proplas satin panels measure 8mm thick x 400mm wide x 2700mm long and come in packs of 5 giving coverage of 5.4m². Due to the staggered effect of the installed product, the average usable panel coverage is between 5.0m² and 5.2m².




SATIN Samples can be ordered by emailing orders@abbuildingproducts.co.uk



ANTHRACITE LARGE TILE
PRTBAL1



SMOKED GREY SMALL TILE
PRTBAS2

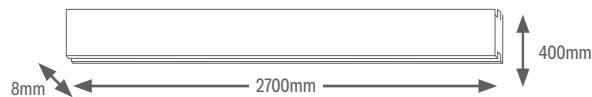


BEIGE LARGE TILE
PRTBAL2



SMOKED GREY LARGE TILE
PRTBAL3

Satin panel sizes



Smoked Grey small tile

TECHNICAL INFORMATION

Fixing Options

PanelStyle PVC waterproof panelling is fixed by adhering the panels to an appropriately sound, flat and plumb subsurface. If the subsurface is uneven then a timber batten frame should be installed to create a suitable subsurface to adhere to. Full installation instructions are supplied with all products and are also available to download from www.panelstyle.co.uk

Care & Maintenance

All PanelStyle PVC waterproof panelling is more hygienic and easier to maintain than tiles. The non-porous surface provides excellent protection against bacteria and stains. PanelStyle anti-bacterial cleaner kills germs and keeps hard surfaces clean without scratching. **Please note:** abrasive cleaners and bleaches **MUST NOT** be used on any PanelStyle product.

5 Year Warranty

PanelStyle PVC waterproof panels carry a 5 year residential/domestic warranty against manufacturing defects. A full copy of the warranty is available to download from www.panelstyle.co.uk. Note installation of the product must be in accordance with the fitting instructions supplied as incorrect installation will void the warranty.

Fire Rated

Fire Rating tested to BS EN 13501-1:2007 achieving and F.R. classification of C,S3,D0.

This PVC product can be recycled at your local recycling facility

Cleaner	Code
PanelStyle Superclean 750ml	SPACCLE750ML00000



Adhesive/Sealant	Code
Adhesive 310ml	MSSWGUNAC3ZZ0000
Sealant White 310ml	MSSWSILIWHIT50000
Sealant Clear 310ml	MSSWSILITRAN5000

	Colour	Length	Splashpanel* Accessory Code	Proplas inc. Tile Accessory Code
End Cap				
	Silver	2400mm	SPEN1	-
	Silver	2700mm	-	PREN1
	Silver	4000mm	-	BXEN1
	White	2400mm	SPEN3	-
	White	2700mm	-	PREN3
	White	4000mm	-	BXEN3
	Black	2400mm	SPEN2	-
	Black	2700mm	-	PREN2
Internal Corner				
	Silver	2400mm	SPIC1	-
	Silver	2700mm	-	PRIC1
	Silver	4000mm	-	BXIC1
	White	2400mm	SPIC3	-
	White	2700mm	-	PRIC3
	White	4000mm	-	BXIC3
	Black	2400mm	SPIC2	-
	Black	2700mm	-	PRIC2
External Corner				
	Silver	2400mm	SPEC1	-
	Silver	2700mm	-	PREC1
	White	2400mm	SPEC3	-
	White	2700mm	-	PREC3
	Black	2400mm	SPEC2	-
	Black	2700mm	-	PREC2
H Joint				
	Silver	2400mm	SPHJ1	-
	Silver	2700mm	-	PRHJ1
	White	2400mm	SPHJ3	-
	White	2700mm	-	PRHJ3
	Black	2400mm	SPHJ2	-
	Black	2700mm	-	PRHJ2
Ceiling Mould/Scotia				
	Silver	2700mm	-	PRCM1
	White	2700mm	-	PRCM3
	Black	2700mm	-	PRCM2

*Trims are only required for use with standard Splashpanel. Easy-fit shower kits include trims.



Proplas White Ash Matt

Whilst every care has been taken to ensure that the information included in this document was accurate at the time of printing, we reserve the right to change product specifications at any time without prior notice. The photographs reproduced in this publication are within the constraints of the printing process and are not to be used for matching purposes. All photographs are used for approximate representation only and may not show the actual products on offer. E&OE.

