

PanelStyle

PVC panelling for
walls and ceilings







Splashpanel Premium Fino Grey Matt

PanelStyle

Smart, contemporary designs, 100% waterproof.

Give your home the wow factor with smart PVC panels. Choose from various ranges of fabulous contemporary designs and do it in style with PanelStyle. Our PVC wall and ceiling panelling is an attractive, cost effective alternative to tiles, paint or wallpaper. It is 100% waterproof, quick and easy to fit and comes in a range of thicknesses to suit every budget and application – and with so many designs to choose from, it's the perfect solution for any and every room.



Choose from a huge range of designs



PULL OUT
TO VIEW
FULL RANGE

Panelstyle full range overview



Designed for walls, Splashpanel is a stylish and cost effective alternative to tiles. Panels are 100% waterproof – making them perfect for showers, bathrooms and wetrooms. Choose from exclusive Premium designs and a range Narrow panels for those smaller spaces.

PREMIUM GLOSS 1000mm and 1200mm wide




CALACATTA MARBLE GLOSS SPRE01
QUARTZ STONE GLOSS SPRE06
FINO GREY GLOSS SPRE07
PIETRA GREY GLOSS SPRE03
PIETRA ANTHRACITE GLOSS SPRE05

GLOSS 1000mm and 1200mm wide (continued)



BLACK CRYSTAL GLOSS SPL01

PREMIUM MATT 1000mm and 1200mm wide



FINO GREY MATT SPRE08
PIETRA GREY MATT SPRE02
PIETRA ANTHRACITE MATT SPRE04

MATT 1000mm and 1200mm wide



WHITE MARBLE MATT SPL21
WEATHERED STONE MATT SPL19
METALLIC CONCRETE MATT SPL16
GREY CONCRETE MATT SPL17



GLOSS 1000mm and 1200mm wide




WHITE GLOSS SPL08
PEARLESCENT WHITE GLOSS SPL05
WHITE CRYSTAL GLOSS SPL07
SILVER TWINE GLOSS SPL13
WHITE MARBLE GLOSS SPL20



LIGHT GREY MARBLE GLOSS SPL03
PERGAMON MARBLE GLOSS SPL04
BLUE QUARTZ GLOSS SPL14
GREY QUARTZ GLOSS SPL15
GREY CONCRETE GLOSS SPL18




NARROW GLOSS 600mm wide



WHITE GLOSS SPN01
WHITE SPARKLE GLOSS SPN06
WHITE MARBLE GLOSS SPN03
GREY MOSAIC GLOSS SPN04
LINEA GREY GLOSS SPN05

NARROW MATT 600mm wide



WHITE MARBLE MATT SPN02



Fast and easy to fit, Proplas panels are ideal for the walls or ceiling of any room. Pick the patterns and textures that suit your style and create the design you're looking for.


GLOSS 250mm wide



WHITE HIGH GLOSS PRO1
WHITE WOOD EMBEDDED GLOSS PR12
WHITE EMBEDDED HIGH GLOSS PRO6
WHITE SILVER EMBEDDED HIGH GLOSS PRO4



WHITE SPARKLE HIGH GLOSS PRO3
WHITE MARBLE GLOSS PR14
PERGAMON MARBLE HIGH GLOSS PRO5
SOFT GREY MARBLE HIGH GLOSS PRO7



BLACK SPARKLE HIGH GLOSS PR13

MATT 250mm wide



WHITE MATT PRO9
WHITE ASH MATT PRO2

TEXTURED 250mm wide



WHITE MOSAIC PR21
GREY MOSAIC PR19
ANTHRACITE MOSAIC PR20

MATT 400mm wide




LIGHT SANDSTONE MATT PR18
BEIGE CONCRETE MATT PR17
GREY MARBLE MATT PR16
GREY STONE MATT PR15



The Proplas Tile range offers three tile effect wall products, providing all the great looks of traditional tiling without the mess and maintenance – simply perfect!

GLOSS 250mm wide



WHITE METRO TILE PRT7
LIGHT GREY METRO TILE PRT8
DARK GREY METRO TILE PRT9

MATT 250mm wide



STONE BEIGE PRT2
STONE GREY PRT1
STONE GRAPHITE PRT3

MATT 400mm wide



STONE GREY LARGE TILE PRT1
STONE GRAPHITE LARGE TILE PRT3

SATIN 400mm wide



SMOKED GREY LARGE TILE PRTBAL3
SMOKED GREY SMALL TILE PRTBAS2
ANTHRACITE LARGE TILE PRTBAL1
BEIGE LARGE TILE PRTBAL2





Smart, contemporary designs, 100% waterproof.


Give your home the wow factor with smart PVC panels. Choose from various ranges of fabulous contemporary designs and do it in style with PanelStyle. Our PVC wall and ceiling panelling is an attractive, cost effective alternative to tiles, paint or wallpaper. It is 100% waterproof, quick and easy to fit and comes in a range of thicknesses to suit every budget and application – and with so many designs to choose from, it's the perfect solution for any and every room.





The modern way to create the perfect space


- 


100%
WATERPROOF
- 


COST
EFFECTIVE
- 


FAST FIT
- 

VIRTUALLY
MAINTENANCE
FREE
- 

NON POROUS
& MOULD
FREE
- 

EASY TO
CLEAN
- 

CAN BE
INSTALLED
OVER EXISTING
TILES
- 

5 YEARS
DOMESTIC USE
WARRANTY
- 

FIRE RATED
TESTED TO
BS EN 13501 -
1:2007



Proplas Tile Stone Graphite (back wall) & Stone Grey (left wall)

Contents

Splashpanel
WATERPROOF WALL PANELLING

6

proplas
panelling

16

proplas
tile range

24

Technical
information &
accessories

32


Splashpanel wall panelling.
Durable, hygienic and 100% waterproof





In addition to standard Splashpanel the collection now also includes the Premium and Narrow ranges. The 10mm thick cellular PVC structure of Splashpanel ensures the panels are durable yet lightweight. The 100% waterproof panels create a fashionable and functional wall covering that's ideal for shower enclosures, bathrooms and wetrooms. Easy to clean, with no grout lines, the Splashpanel hygienic, non-porous surface provides excellent protection against bacteria and stains and is mould resistant too.





Splashpanel Premium Calacatta Marble Gloss


- 


100%
WATERPROOF
- 


COST
EFFECTIVE
- 


FAST FIT
- 

VIRTUALLY
MAINTENANCE
FREE
- 

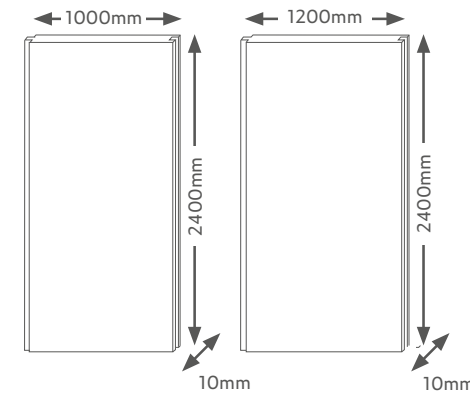
NON POROUS
& MOULD
FREE
- 

EASY TO
CLEAN
- 

CAN BE
INSTALLED
OVER EXISTING
TILES
- 

5 YEARS
DOMESTIC USE
WARRANTY
- 

FIRE RATED
TESTED TO
BS EN 13501 -
1:2007




Splashpanel panel sizes

Coverage per 1000mm panel: 2.4m²
Coverage per 1200mm panel: 2.88m²


Please note: 1000mm & 1200mm panels
cannot be used together, unless installed
with H joint trim.



PREMIUM DECORS - GLOSS



QUARTZ STONE GLOSS
SPRE06



CALACATTA MARBLE GLOSS
SPRE01




PIETRA GREY GLOSS
SPRE03




PIETRA ANTHRACITE GLOSS
SPRE05


PREMIUM DECORS - MATT



FINO GREY GLOSS
SPRE07



FINO GREY MATT
SPRE08



PIETRA GREY MATT
SPRE02



PIETRA ANTHRACITE MATT
SPRE04

A range of premium panel designs now
exclusively available to the Splashpanel
collection.

Note: Images opposite are an indication of
the product designs and colours and cannot
necessarily show, or convey, the look and
overall design of the actual product.

Samples can be ordered at
www.panelstyle.co.uk or by
emailing info@panelstyle.co.uk



Splashpanel Premium Quartz Stone Gloss



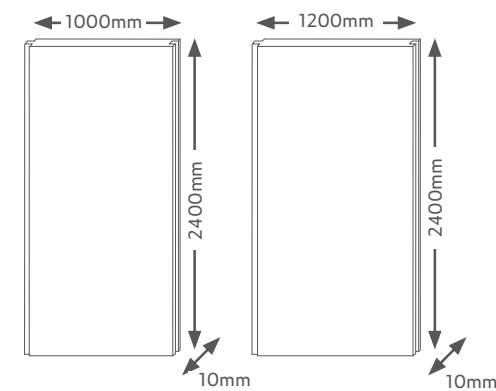
Splashpanel offers a large range of gloss and matt decors from sparkling crystals to timeless marble classics.

Note: Images opposite are an indication of the product designs and colours and cannot necessarily show, or convey, the look and overall design of the actual product.

Samples can be ordered at www.panelstyle.co.uk or by emailing info@panelstyle.co.uk



Splashpanel Blue Quartz Gloss




Splashpanel panel sizes

Coverage per 1000mm panel: 2.4m²
Coverage per 1200mm panel: 2.88m²

Please note: 1000mm & 1200mm panels cannot be used together, unless installed with H joint trim.

Splashpanel
WATERPROOF WALL PANELLING




GLOSS DECORS



WHITE GLOSS
SPL08




PEARLESCENT WHITE GLOSS
SPL05




WHITE CRYSTAL GLOSS
SPL07




SILVER TWINE
SPL13




WHITE MARBLE GLOSS
SPL20



LIGHT GREY MARBLE GLOSS
SPL03



PERGAMON MARBLE GLOSS
SPL04

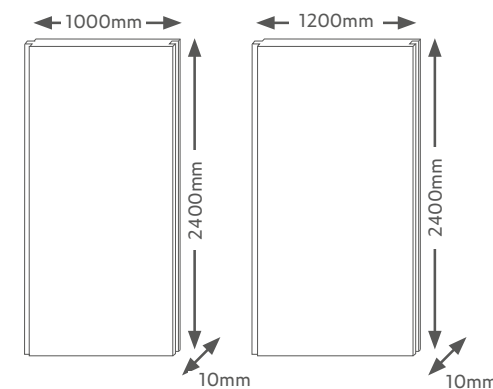


BLUE QUARTZ GLOSS
SPL14

[More gloss decors overleaf >](#)



Splashpanel Grey Quartz Gloss



Splashpanel panel sizes

Coverage per 1000mm panel: 2.4m²
Coverage per 1200mm panel: 2.88m²

Please note: 1000mm & 1200mm panels cannot be used together, unless installed with H joint trim.



Splashpanel offers a large range of gloss and matt decors from sparkling crystals to timeless marble classics.

Note: Images opposite are an indication of the product designs and colours and cannot necessarily show, or convey, the look and overall design of the actual product.

Samples can be ordered at www.panelstyle.co.uk or by emailing info@panelstyle.co.uk




Splashpanel Metallic Concrete Matt


GLOSS DECORS



GREY QUARTZ GLOSS
SPL15




GREY CONCRETE GLOSS
SPL18




BLACK CRYSTAL GLOSS
SPL01

MATT DECORS




WHITE MARBLE MATT
SPL21



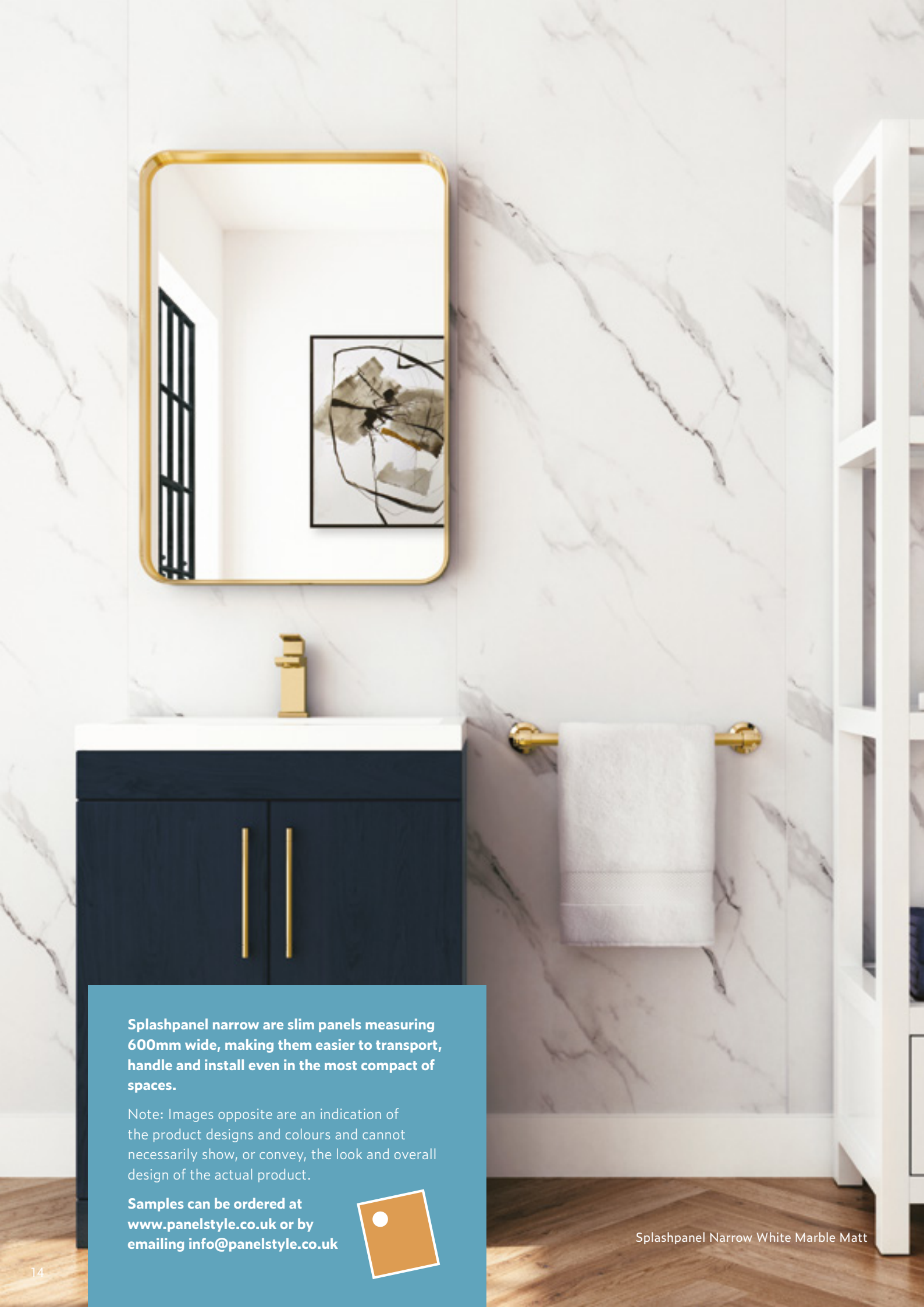
WEATHERED STONE MATT
SPL19



METALLIC CONCRETE MATT
SPL16



GREY CONCRETE MATT
SPL17



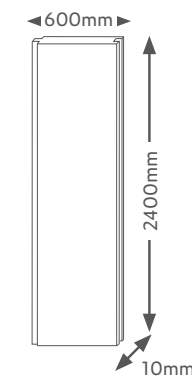
Splashpanel narrow are slim panels measuring 600mm wide, making them easier to transport, handle and install even in the most compact of spaces.

Note: Images opposite are an indication of the product designs and colours and cannot necessarily show, or convey, the look and overall design of the actual product.

Samples can be ordered at www.panelstyle.co.uk or by emailing info@panelstyle.co.uk



Splashpanel Narrow White Marble Matt



Splashpanel panel sizes


Panels per pack: 2
Pack coverage: 2.88m²

Please note: due to colour variances, 600mm panels cannot be used with 1000mm and 1200mm panels.


Splashpanel
WATERPROOF WALL PANELLING




NARROW DECORS – GLOSS




WHITE
GLOSS
SPN01



WHITE SPARKLE
GLOSS
SPN06



WHITE MARBLE
GLOSS
SPN03




GREY MOSAIC
GLOSS
SPN04



LINEA GREY
GLOSS
SPN05

NARROW DECORS – MATT



WHITE MARBLE
MATT
SPN02


Proplas wall panelling. Stylish designs in matt, gloss and textured


proplas
 panelling


With contemporary designs including sparkles and marbles, tactile matt textures in a choice of 250mm or 400mm wide panels, and light reflecting high gloss finishes, Proplas creates a stylish look in any setting including bathrooms, kitchens and utility rooms. Proplas panels are ideal for walls, a selection for ceilings too, and can be simply fixed over existing surfaces like tiles or Artex. Please note that ceiling downlighters can be used with Proplas as the product can withstand up to 60 degrees heat; making renovation and refurbishment fast and easy.





Proplas Grey Mosaic


- 


100%
WATERPROOF
- 


COST
EFFECTIVE
- 


FAST FIT
- 

VIRTUALLY
MAINTENANCE
FREE
- 

NON POROUS
& MOULD
FREE
- 

EASY TO
CLEAN
- 

CAN BE
INSTALLED
OVER EXISTING
TILES
- 

5 YEARS
DOMESTIC USE
WARRANTY
- 

FIRE RATED
TESTED TO
BS EN 13501 -
1:2007




Proplas White Embedded High Gloss

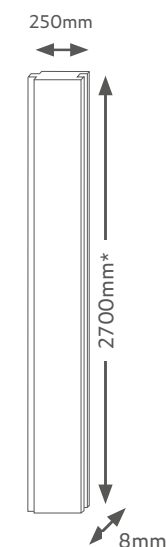
A range of 250mm wide gloss and matt decors which are suitable for walls, a selection of which can be used for ceilings.

Images opposite are an indication of the product designs and colours and cannot necessarily show, or convey, the look and overall design of the actual product.

Samples can be ordered at www.panelstyle.co.uk or by emailing info@panelstyle.co.uk



Proplas White High Gloss



Proplas panel sizes

*Available in 4 metre lengths

┐ Ideal for ceilings and walls

Panels per pack: 4

Coverage per 2700mm pack: 2.7m²

Coverage per 4000mm pack: 4m²

proplas
panelling



GLOSS DECORS - 250MM WIDE



WHITE
HIGH
GLOSS*
PR01

WHITE
WOOD
EMBEDDED
GLOSS*
PR12

WHITE
EMBEDDED
HIGH GLOSS
PR06



WHITE
SILVER
EMBEDDED
HIGH
GLOSS
PR04

WHITE
SPARKLE
HIGH GLOSS
PR03

WHITE
MARBLE
GLOSS
PR14

PERGAMON
MARBLE
HIGH GLOSS
PR05

SOFT GREY
MARBLE
HIGH GLOSS
PR07

BLACK
SPARKLE
HIGH GLOSS
PR13

MATT DECORS - 250MM WIDE



WHITE
MATT*
PR09

WHITE ASH
MATT*
PR02



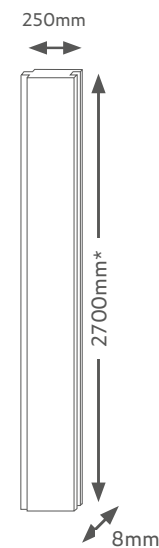
A range of 250mm wide textured panels in an on-trend mosaic design, which are suitable for walls and ceilings.

Note: Images opposite are an indication of the product designs and colours and cannot necessarily show, or convey, the look and overall design of the actual product.

Samples can be ordered at www.panelstyle.co.uk or by emailing info@panelstyle.co.uk



Proplas White Mosaic



Proplas panel sizes

Panels per pack: 4
Coverage per pack: 2.7m²



proplas
panelling




TEXTURED DECORS – 250MM wide



GREY
MOSAIC
PR19



ANTHRACITE
MOSAIC
PR20



WHITE
MOSAIC
PR21



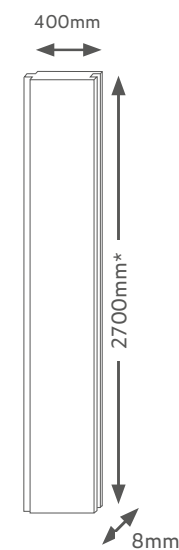
A range of 400mm wide wall panels in a contemporary matt finish.

Note: Images opposite are an indication of the product designs and colours and cannot necessarily show, or convey, the look and overall design of the actual product.

Samples can be ordered at
www.panelstyle.co.uk or by
 emailing info@panelstyle.co.uk



Proplas Grey Marble Matt




Proplas panel sizes

Panels per pack: 5
 Coverage per pack: 5.4m²


proplas
panelling



MATT DECORS - 400MM WIDE



GREY STONE
MATT
PR15



GREY MARBLE
MATT
PR16



BEIGE
CONCRETE
MATT
PR17



LIGHT
SANDSTONE
MATT
PR18

Proplas tile wall panelling.
The real look of tiles without the hassle










proplas
tile range

The Proplas Tile range offers three tile effect wall products with a choice of matt, gloss or satin finish, providing all the great looks of traditional tiling without the mess and maintenance.

The Proplas tile range is a great value, great looking solution that's quick and easy to install. It is 100% waterproof so is ideal in both wet or dry areas. The surface is warmer than tiles and is durable, hygienic and very easy to clean.



Proplas Tile
Light Grey Metro Tile

- 
100%
WATERPROOF
- 
COST
EFFECTIVE
- 
FAST FIT
- 
VIRTUALLY
MAINTENANCE
FREE
- 
NON POROUS
& MOULD
FREE
- 
EASY TO
CLEAN
- 
CAN BE
INSTALLED
OVER EXISTING
TILES
- 
5 YEARS
DOMESTIC USE
WARRANTY
- 
FIRE RATED
TESTED TO
BS EN 13501 -
1:2007

REALISTIC GROUT LINES

Proplas Tile Stone Graphite (back wall) & Stone Grey (left wall)



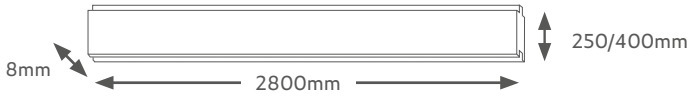
The matt panels combine the latest trends for tactile materials, organic colours and natural stones, offering 4 contemporary decors in a choice of widths and tile size, all with a realistic grout line.

Note: Images opposite are an indication of the product designs and colours and cannot necessarily show, or convey, the look and overall design of the actual product.

Samples can be ordered at www.panelstyle.co.uk or by emailing info@panelstyle.co.uk



Proplas Stone Grey Large Tile




Proplas matt tile panel sizes

Panels per 250mm pack: 4
Panels per 400mm pack: 5
Coverage per 250mm pack: 2.8m²
Coverage per 400mm pack: 5.6m²

Due to the staggered effect of the installed product, the average usable panel coverage is between 2.4m² and 2.6m² for 250mm panels, and between 4.8m² and 5.2m² for 400mm panels.


proplas
tile range



MATT TILE 250MM WIDE



STONE BEIGE
PRT2




STONE GREY
PRT1




STONE GRAPHITE
PRT3

PROPLAS MATT TILE 400MM WIDE



STONE GREY
LARGE TILE
PRT1



STONE GRAPHITE
LARGE TILE
PRT3



Metro Tile is an on trend design aimed to mimic the look and feel of tiles without the time consuming installation and arduous upkeep of individual tiles, making this a perfect choice for your kitchen or bathroom.

Note: Images opposite are an indication of the product designs and colours and cannot necessarily show, or convey, the look and overall design of the actual product.

Samples can be ordered at www.panelstyle.co.uk or by emailing info@panelstyle.co.uk



Proplas White Metro Tile

Proplas gloss tile panel sizes



Panels per pack: 4

Pack coverage: 2.7m²

Due to the staggered effect of the installed product, the average usable panel coverage is between 2.4m² and 2.6m²

proplas
tile range




METRO TILE 250MM WIDE



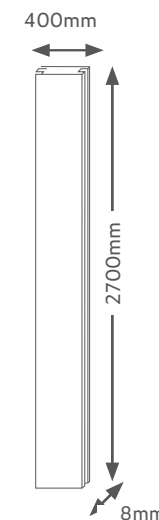
WHITE METRO TILE
PRT7



LIGHT GREY METRO TILE
PRT8




DARK GREY METRO TILE
PRT9




Proplas satin tile panel sizes

Panels per pack: 5
Pack coverage: 5.4m²


SATIN TILE 400MM WIDE



ANTHRACITE
LARGE TILE
PRTBAL1



SMOKED GREY
SMALL TILE
PRTBAS2



BEIGE
LARGE TILE
PRTBAL2



SMOKED GREY
LARGE TILE
PRTBAL3

The satin panels feature both a small and large format tile design, available in on trend grey and rich neutral tones. Each panel has a smooth satin finish with a bevelled edge to mirror the appearance of real tiles.

Note: Images opposite are an indication of the product designs and colours and cannot necessarily show, or convey, the look and overall design of the actual product.

Samples can be ordered at
www.panelstyle.co.uk or by
emailing info@panelstyle.co.uk



Proplas Smoked Grey Small Tile

TECHNICAL INFORMATION

FIXING OPTIONS

PanelStyle PVC waterproof panelling is fixed by adhering the panels to an appropriately sound, flat and plumb subsurface. If the subsurface is uneven then a timber batten frame should be installed to create a suitable subsurface to adhere to. Full installation instructions are supplied with all products and are also available to download from www.panelstyle.co.uk

CARE & MAINTENANCE

All PanelStyle PVC waterproof panelling is more hygienic and easier to maintain than tiles. The non-porous surface provides excellent protection against bacteria and stains. PanelStyle anti-bacterial cleaner kills germs and keeps hard surfaces clean without scratching. **Please note:** abrasive cleaners and bleaches **MUST NOT** be used on any PanelStyle product. Do not cut or store panels in direct sunlight, as can create an adverse reaction to the panels decorative layers.

5 YEAR WARRANTY

PanelStyle PVC waterproof panels carry a 5 year residential/domestic warranty against manufacturing defects. A full copy of the warranty is available to download from www.panelstyle.co.uk. Note installation of the product must be in accordance with the fitting instructions supplied as incorrect installation will void the warranty.



FIRE RATED

Fire Rating tested to BS EN 13501-1:2007 achieving and F.R. classification of C,S3,D0.




This PVC product can be recycled at your local recycling facility



ETHICALLY SOURCED 


Whilst every care has been taken to ensure that the information included in this document was accurate at the time of printing, we reserve the right to change product specifications at any time without prior notice.
The photographs reproduced in this publication are within the constraints of the printing process and are not to be used for matching purposes. All photographs are used for approximate representation only and may not show the actual products on offer. E&OE.


	Colour	Length	Splashpanel Accessory Code	Proplas inc. Tile Accessory Code
	Silver	2400mm	SPEN1	-
	Silver	2700mm	-	PREN1
	Silver	4000mm	-	BXEN1
	White	2400mm	SPEN3	-
	White	2700mm	-	PREN3
	White	4000mm	-	BXEN3
	Black	2400mm	SPEN2	-
	Black	2700mm	-	PREN2

	Silver	2400mm	SPIC1	-
	Silver	2700mm	-	PRIC1
	Silver	4000mm	-	BXIC1
	White	2400mm	SPIC3	-
	White	2700mm	-	PRIC3
	White	4000mm	-	BXIC3
	Black	2400mm	SPIC2	-
	Black	2700mm	-	PRIC2

	Silver	2400mm	SPEC1	-
	Silver	2700mm	-	PREC1
	White	2400mm	SPEC3	-
	White	2700mm	-	PREC3
	Black	2400mm	SPEC2	-
	Black	2700mm	-	PREC2

	Silver	2400mm	SPHJ1	-
	Silver	2700mm	-	PRHJ1
	White	2400mm	SPHJ3	-
	White	2700mm	-	PRHJ3
	Black	2400mm	SPHJ2	-
	Black	2700mm	-	PRHJ2










	Silver	2700mm	-	PRCM1
	White	2700mm	-	PRCM3
	Black	2700mm	-	PRCM2

Cleaner	Code	Description
	SPACCLE750ML00000	PanelStyle Superclean 750ml

The cost effective alternative to tiles,
paint or wallpaper



Splashpanel Grey Concrete Matt

- 
100%
WATERPROOF
- 
COST
EFFECTIVE
- 
FAST FIT
- 
VIRTUALLY
MAINTENANCE
FREE
- 
NON POROUS
& MOULD
FREE
- 
EASY TO
CLEAN
- 
CAN BE
INSTALLED
OVER EXISTING
TILES
- 
5 YEARS
DOMESTIC USE
WARRANTY
- 
FIRE RATED
TESTED TO
BS EN 13501 -
1:2007

PanelStyle



Proplas White Ash Matt

PVC panelling for walls and ceilings

info@panelstyle.co.uk | www.panelstyle.co.uk | 0845 023 0374

Samples can be ordered at www.panelstyle.co.uk or by emailing info@panelstyle.co.uk